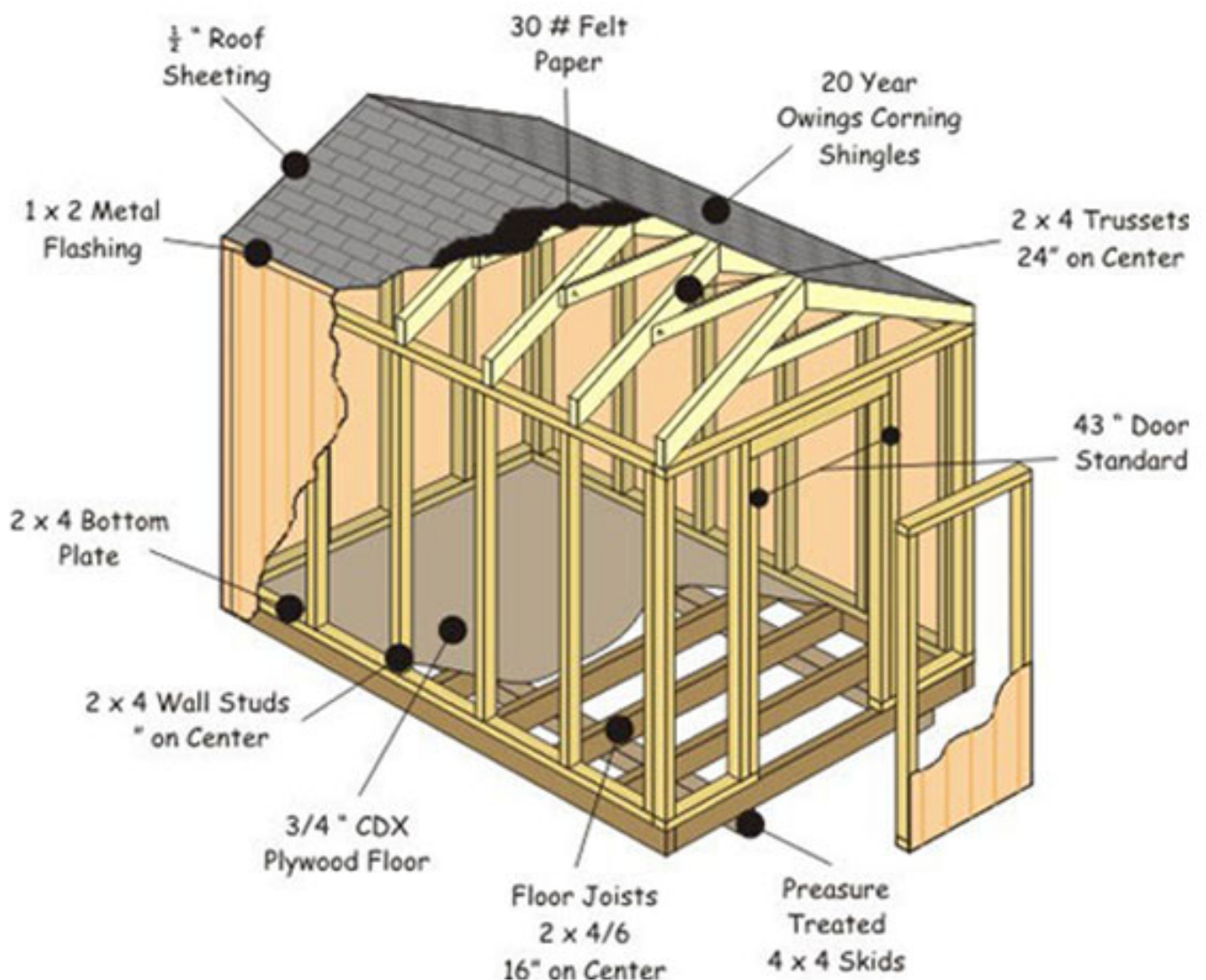


Gable Roof Shed Plans

21 Sizes from 8x4 to 12x20



CheapSheds.com

[Click Here To Buy These Plans for \\$7.95 - CheapSheds.com](http://CheapSheds.com)

Materials & Cut List, 10x10 Gable Roof Shed Plans

Notes	Item: Cut Dimension, Table 2	Size	Quantity
	Foundation		
A	Pressure treated skids: B	4x4x10ft	2
	Floor		
	Band boards: B	2x6x10ft	2
	Floor joists: C	2x6x10ft	9
F	Floor Sheeting, 3/4in plywood or OSB	4ftx8ft	4
	10ft Side wall #1		
	Top & bottom plates: E	2x4x10ft	2
B	Studs: Figure 4b	2x4x92 5/8	6
D	Siding, 7/16 to 5/8 inch	4ftx8ft	2.5
	10ft Side wall #2		
	Top & bottom plates: E	2x4x10ft	2
B	Studs: Figure 4b	2x4x92 5/8	6
D	Siding, 7/16 to 5/8 inch	4ftx8ft	2.5
	10ft End wall #1		
	Top & bottom plates: A	2x4x10ft	2
B	Studs: Figure 4a	2x4x92 5/8	6
D	Siding, 7/16 to 5/8 inch	4ftx8ft	2.5
	10ft End wall #2		
	Top & bottom plates: A	2x4x10ft	2
B	Studs: Figure 4a	2x4x92 5/8	6
D	Siding, 7/16 to 5/8 inch	4ftx8ft	2.5
	Door		
P	Header: Figure 5a	2x4x8ft	1
Q	Jack studs: Figure 5a	2x4x92 5/8	1

[Click Here To Buy These Plans for \\$7.95 - CheapSheds.com](http://CheapSheds.com)

B	Inner door frame: Figure 5b	2x4x92 5/8	4
E	Trim	2.5x8ft	8
K	Hinges		3
L	Latch		1
	<i>Trusses</i>		
B	6 (each truss uses 2 1/2 pieces): Figure 3	2x4x92 5/8	15
	Collar beam (1/2 from above trusses): Figure 3		
	<i>Roof</i>		
G	Sheeting, 1/2 plywood or OSB	4ftx8ft	5
E	Trim, gable ends	2.5x8ft	4
E	Trim, side wall eaves	2.5x8ft	3
E	Trim, corners	2.5x8ft	8
H	Drip edge		5
I	Felt paper		1
J	Shingles, bundles		5

Cut Dimension In The Second Column are found in **Table 2** on page 54 of the [Gable Roof Shed Plans](#).

[Click Here To Buy These Plans for \\$7.95 - CheapSheds.com](#)

Cost Estimate Worksheet, 10x10 Gable Shed Plans

Notes	Item	Quantity	Price	Sub total
A	4x4x10ft Pressure treated	2		
B	2x4x92 5/8 (PC)	43		
	2x4x8ft	1		
	2x4x10ft	8		
	2x6x10ft	11		
D	7/16x4ftx8ft Hard board siding	10		
E	4ftx8ft No groove siding	2		
F	3/4x4ftx8ft Plywood or OSB	4		
G	1/2x4ftx8ft Plywood or OSB	5		
H	10ft Drip edge	5		
I	Felt paper, roll	1		
J	Shingles, bundles	5		
K	Hinges	3		
L	Latch	1		
M	Assorted fasteners		(estimate)	\$25.00
Grand Total				

Letters In The First Column refers to **Table 1 Notes** on the next page. Pay particular attention to notes "B" and "E" as many people miss them and email me about these subjects.

[Click Here](#) to download a materials & cut list and cost estimate worksheet for a different size/style shed plan.

[Click Here To Buy These Plans for \\$7.95 - CheapSheds.com](#)

Table 1 Notes:

- A PT means pressure treated lumber. Pressure treated lumber is designed for long term ground contact without rotting or being eaten by termites.
- B PC means pre cut 2x4x92 5/8 inch lumber. If your building supply store doesn't carry them then buy regular 2x4x96" lumber. Pre cuts are cheaper and often times better quality lumber.
- C If you can't buy the length you need then buy the next longer size and cut it. This is often the case as many stores don't carry 14 or 18 ft lengths.
- D Using 4x8 sheets of composite siding that comes with a factory primer will allow you to build this shed with the least cost and in the shortest amount of time. Composite siding holds paint better than real wood siding and speeds construction over using a plywood or OSB base and covering with strips of siding. It comes in various grades and thicknesses depending on your budget. The top of the line if you can afford it is called "Duratemp". It is 7/16 to 5/8 inch plywood covered with a veneer of composite hard board. This offers the best of both worlds, strength and durability. Also "Smart Panel" offers a 7/16 - 5/8 inch thick OSB siding with a veneer of composite hard board which might be more readily available. Regular composite siding will still give you a long service life as long as you keep it painted properly. Most of them are rated for 20 or 25 years. And it's a good choice for budget reasons. The only downside is that it's not suitable for use in high humidity areas like Florida and Hawaii.
- E These plans are based on ripping 7/16 inch x 4' x 8' sheets of no groove (groove less) composite siding into 2 1/2 inch x 8 foot strips. One sheet will give you more than enough to trim the door and corners for this 8x8 shed. You don't absolutely need a table saw but it's the best way. You can do it with a circular saw but your cuts will not be so nice. No groove siding is siding without the normal grooves in it. You could use regular grooved siding but then you will have no control over where the grooves fall on your 2 1/2 inch strip. Or else you will have a lot of waste if you try to plan your cuts around the existing grooves in the normal siding. The no groove siding doesn't need to closely match the other siding. It just needs to match the texture so that it matches when painted. So if necessary you can buy one brand of grooved siding and another brand of no groove siding in the event you can't buy them both in the same brand. Or you can buy ready made trim boards but they are very expensive. As a last alternative you can 1x3 pine boards for the trim. But I strongly recommend against this because real wood will take lots of extra prep time and effort and still will not give you as nice a finish product as composite hard board trim.
- F CDX is the cheapest and roughest grade of plywood with cracks and knots in the surface. You can use a better grade for a nicer floor finish. You can use either normal square edge plywood or the more expensive tongue and groove especially designed for floors. If you want to save few dollars you can even use 1/2 inch OSB.
- G Organized Strand Board (OSB) for roof sheeting is less expensive than plywood. But you can use either.
- H Metal drip edge, "D" style, usually 10 ft lengths, galvanized or painted.
- I Felt paper, 15 or 30#.

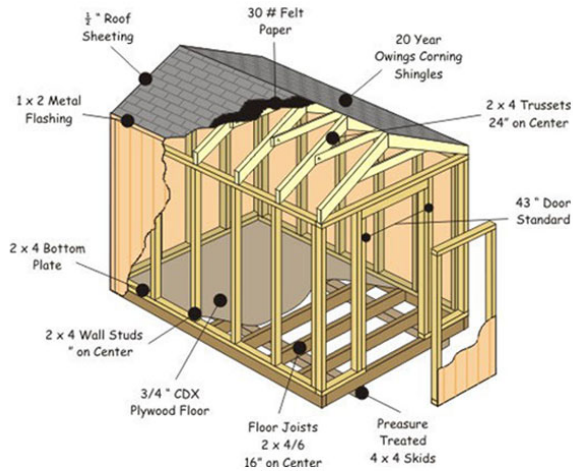
[Click Here To Buy These Plans for \\$7.95 - CheapSheds.com](#)

- J Number of shingle "bundles." 3 bundles usually cover 100 sq.ft of roof, or 1 "square." Use 3 tab shingles for economy, or spend a little more and buy high quality architectural shingles for longer lifespan and lower long term maintenance. If you want to install metal instead see this post on my website: <http://www.cheapsheds.com/how-to-install-a-metal-roof-instead-of-shingles-on-your-shed/>
- K Hinges, use large heavy duty strap hinges. A better option is a single heavy duty piano hinge that runs the entire length of the door. You can see the preferred specifications and buy one online from a vendor listed on my website at <http://www.cheapsheds.com/piano-hinge/>
- L A typical gate latch will do in most cases. For a high secure latch see this post on my website: <http://www.cheapsheds.com/security-latch/>
- M Ask your building supply store for their estimate on the amount fasteners you'll need. Just buy more than you think you'll need because they're cheap and you can always use them on other projects. -3in deck screws for trusses and framing, -16d common nails for framing (if you don't use screws), -8d galvanized box nails for siding and trim, -8d sinkers nails for floor and roof sheeting (but you can use 8d galvanized nails), -5 1/2in x 1/4in carriage bolts, nuts, washers for the hinges and latch -3/4 in galvanized roofing nails for the shingles.

[Click Here To Buy These Plans for \\$7.95 - CheapSheds.com](http://www.cheapsheds.com)

Gable Roof Shed Plans

21 Sizes from 8x4 to 12x20

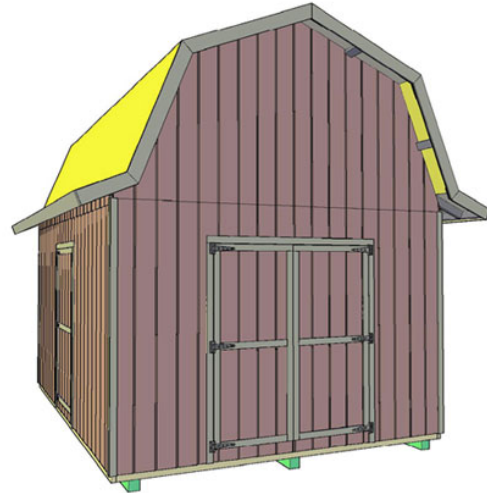


CheapSheds.com

[Click Here To Buy - \\$7.95](#)
[Gable Roof Shed Plans](#)

Tall Barn Style Shed Plans

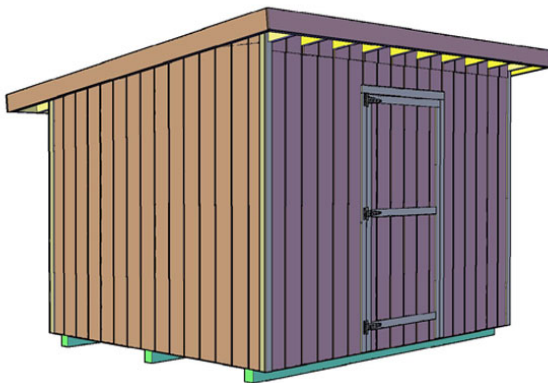
31 Sizes From 8x4 through 16x32



[Click Here To Buy - \\$9.97](#)
[Gambrel Barn Style Shed Plans](#)

Single Slope Lean-To Style Shed Plans

45 Sizes from 4x4 to 12x20

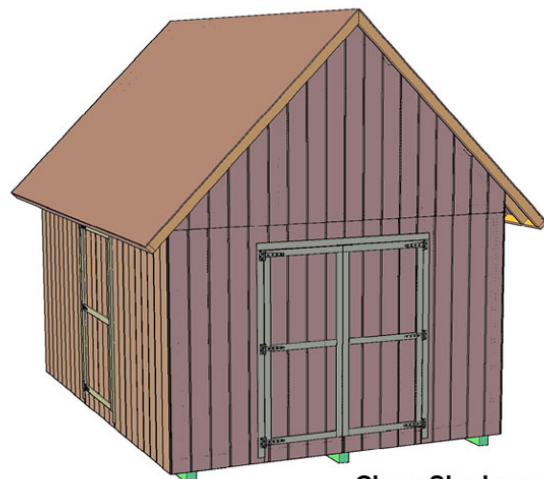


CheapSheds.com

[Click Here To Buy - \\$11.95](#)
[Lean To Style Shed Plans](#)

Deluxe Shed Plans

31 Sizes From 8x4 through 16x32



CheapSheds.com

[Click Here To Buy - \\$9.95](#)
[Deluxe Shed PI](#)

Useful Links On [CheapSheds.com](#)

[Click Here To Buy These Plans for \\$7.95 - CheapSheds.com](#)

Buy Shed Plans:

[\\$7.95 Gable Shed Plans](#)

[\\$9.95 Deluxe Shed Plans](#)

[\\$9.97 Tall Gambrel Barn Shed Plans](#)

[\\$11.95 Lean-To Style Shed Plans](#)

[\\$19.95 2-3 Car Garage Plans](#)

Frequently Asked Questions: [Home page](#)

[Where can I download a materials & cut lists for a different size/style shed plans?](#)

[How do I download the plans once I buy them?](#)

[I have questions about your plans and/or the building process. How do I contact you?](#)

[Where can I buy a heavy duty piano hinge like the one you use in your videos?](#)

[Can I install a metal roof instead of shingles?](#)

Videos: [Home page](#)

[How to build an 8x12 shed in 10 easy steps](#)

[How to shingle a shed roof](#)

[How to build perfect barn style trusses](#)

[Build a 12x20 shed in 10 minutes](#)

[Build a 10x12 tall barn style shed with loft](#)

[Click Here To Buy These Plans for \\$7.95 - CheapSheds.com](#)